


Dong-Ah Geological Engineering Co., Ltd.

2019 1Q

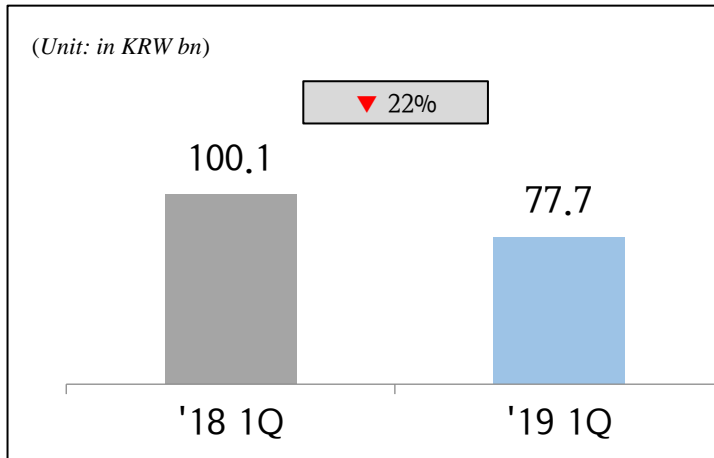




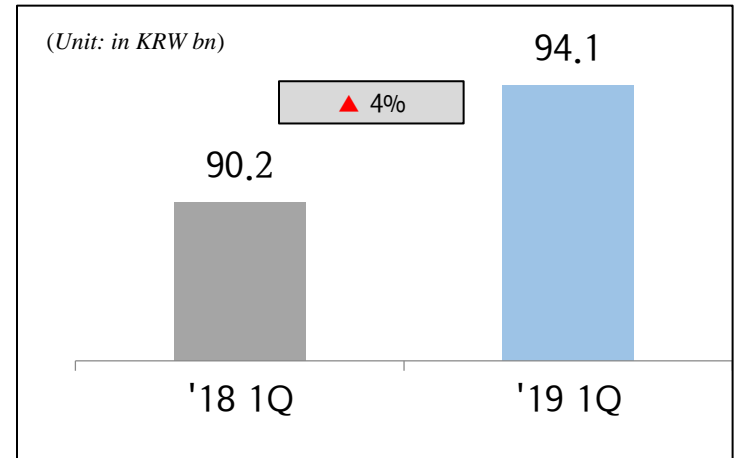
Contents

- 1 **2019 1Q RESULTS**
- 2 **NEW ORDERS & CONTRACTS BALANCE**
- 3 **FINANCIAL STATEMENTS**

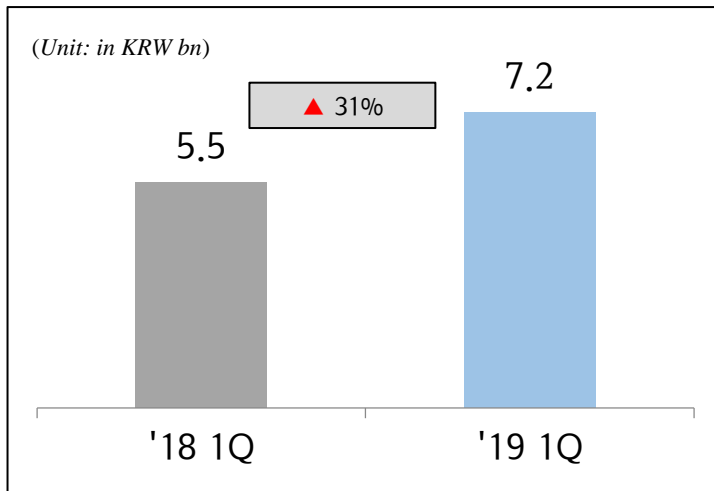
■ NEW ORDERS



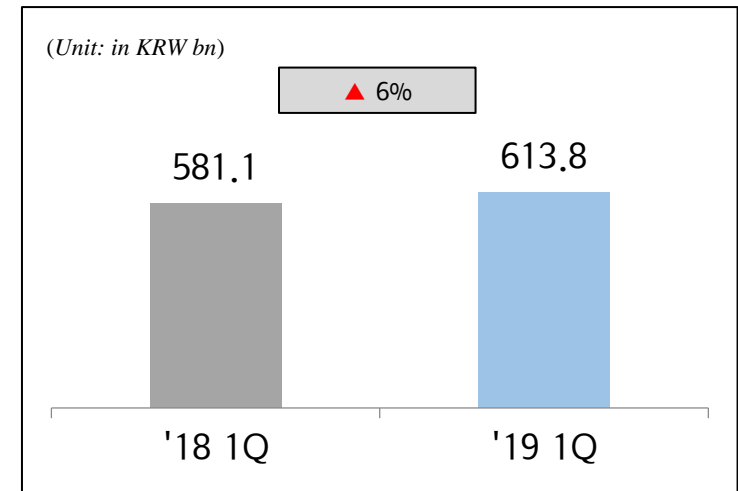
■ SALES



■ OPERATING PROFIT



■ CONTRACTS BALANCE



NEW ORDERS

(Unit: in KRW bn)

DIVISION	2017	2018	2019 1Q
DOMESTIC	244	222	20
OVERSEAS	(2)	227	58
TOTAL	242	449	78

DIVISION	2017	2018	2019 1Q
TBM	92	134	10
Ground Improvement	39	253	42
Others	111	62	26
TOTAL	242	449	78

CONTRACTS BALANCE

(Unit: in KRW bn)

DIVISION	2017	2018	2019 1Q
DOMESTIC	400	422	387
OVERSEAS	157	208	227
TOTAL	557	630	614

DIVISION	2017	2018	2019 1Q
TBM	156	189	166
Ground Improvement	116	204	206
Others	285	237	242
TOTAL	557	630	614

(Unit: in KRW bn, except per share)

ACCOUNT	2017	2018	2019 1Q
TOTAL ASSETS	257	284	303
CURRENT ASSETS	175	210	213
NON-CURRENT ASSETS	82	74	90
TOTAL LIABILITIES	101	110	126
CURRENT LIABILITIES	99	109	124
NON-CURRENT LIABILITIES	2	1	2
TOTAL EQUITY	156	175	177
SHARE CAPITAL	5.7	5.7	5.7
DEBT RATIO	65 %	63 %	71 %
SALES	340	361	941
OPERATING PROFIT	20.3	26.1	7.2
NET INCOME	17.1	18.7	6.0
EARNINGS PER SHARE	₩ 1,514	₩ 1,658	₩ 533

2020
Go together
Get Tomorrow

<http://www.dage.co.kr>

